



Pelvicky

Medical Supplies 05 Surgical/Orthopedic Materials
General Medical Instruments: Molding Splints
JMDN: 36204000
Application Number: 15B1X10003000040

Pelvicky is designed to safely immobilize pelvic fractures and facilitates catheterization without removal. Materials are radiolucent, allowing X-rays, CT-scans and MRI.



Easy application just to buckle and pull the straps!

The belt to be quickly secured!

Open structure with the straps divided into the upper and lower sections for the Groin.

Product Name	Pelvicky (Standard)	Pelvicky (Small)
Product Number	P V - 0 1	P V - 0 2
Color	BLUE	GREEN
Wide (Full)	approx. 150cm	approx. 125cm
Wide (Pad)	approx. 87cm	approx. 70cm
Hip Circle	approx. 83-128cm	approx. 68-103cm
Weight	approx. 380 g	approx. 320 g

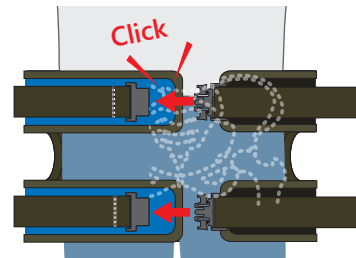
1

Remove objects from patient's pockets or pelvic area and make sure that nothing is left. Place Pelvicky black side up beneath patient at level of trochanters(hips).



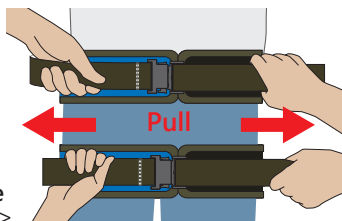
2

Inlet the buckles until you hear and feel it click in both the upper and lower straps.



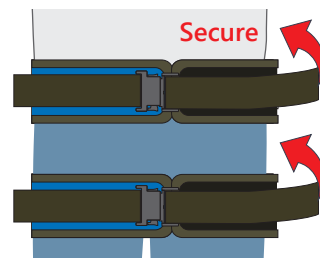
3

Hold the left and right straps and pull them in opposite direction.
< It is recommended that the upper and lower straps be pulled simultaneously in opposite direction by two people.>



4

Maintain tension as instructed in 3 and immediately press the straps with velcros onto surface of Pelvicky to secure.



Exclusive Distributor

J Medical co.,Ltd.

1808-22 Shichikuoroshishinmachi,Higashi-Ku,
Niigata City,Niigata,Japan
PHONE : +81-25-272-3311 FAX : +81-25-272-3321
E-mail : pelvicky@jeimedical.com

Marketing Authorization Holder and Manufacturer



JMR co., Ltd.

License Number: 15B1X10003

641 Ohara Nishikan-Ku, Niigata City, Niigata, Japan
PHONE: +81-25-383- 8635 FAX: +81-25-383-8636
E-mail : trade@jmr-lab.com